
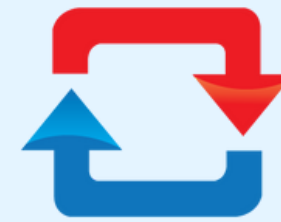



# SIMPRO®



Power BI



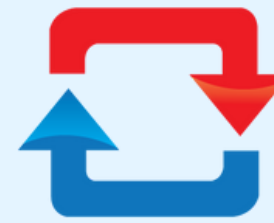
**All 510 + Tables**



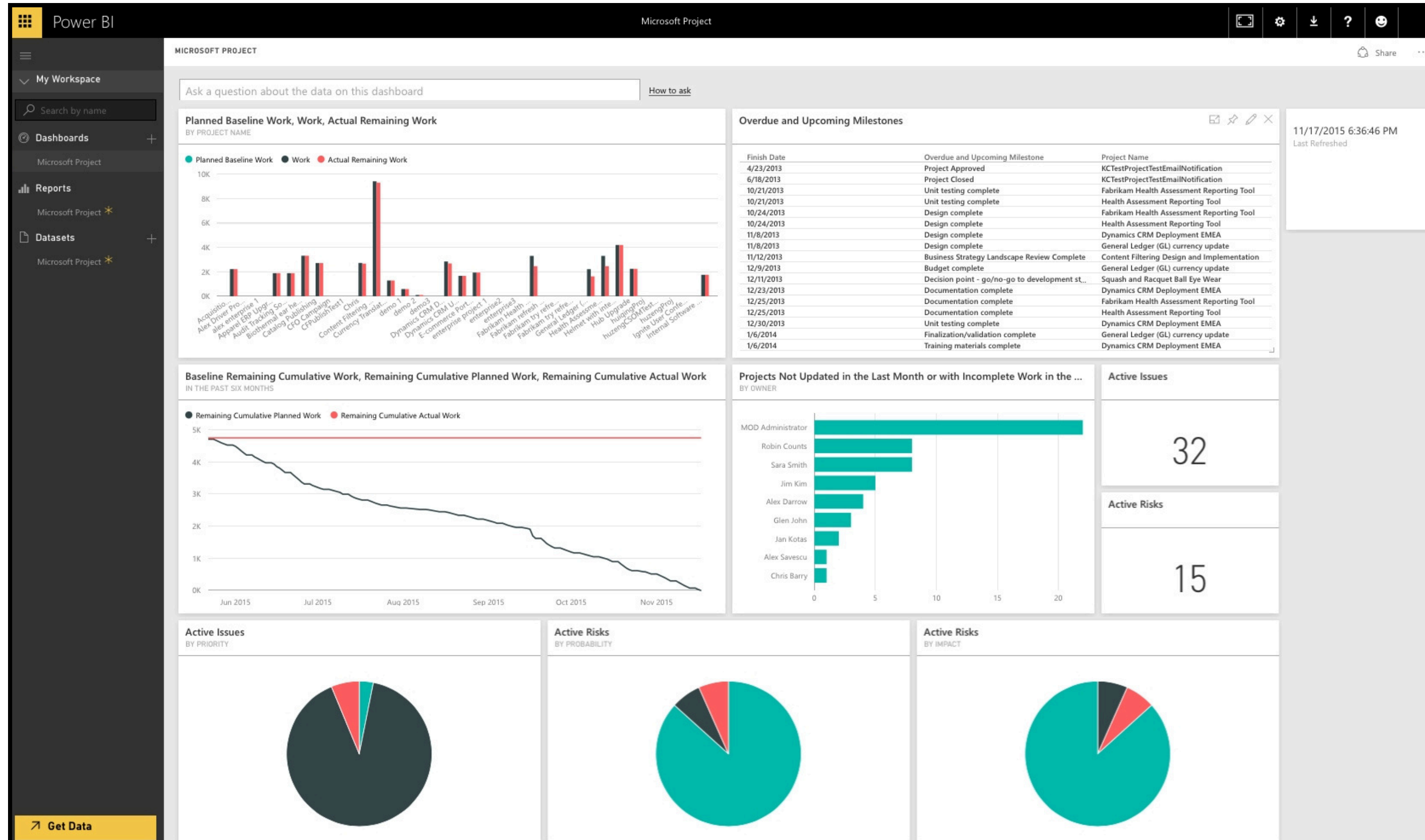
**Jobs / Quotes / Invoices  
+ 510 more tables**


**Everything in Simpro**



The logo for SIMPRO, featuring the word "SIMPRO" in a bold, blue, sans-serif font. The letter "O" is replaced by a blue circle containing a yellow, six-pointed star-like shape. A registered trademark symbol (®) is located at the top right of the circle.

# Power BI





## Deep Data Integration

Enjoy real-time synchronisation between Simpro and Power BI, ensuring that your reports and dashboards are always up-to-date with the latest job, project, and customer data.



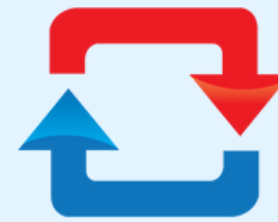
## Customizable Reporting Apps

Connect any Reporting, Dashboard or BI application of your choice, including PowerBI, Zoho Analytics, Tableau, Google Analytics and more.



## Combined Reports by Email

Combine your data from Simpro with any other data source (Xero, QuickBooks, other systems in the business) and generate unified dashboards and reports in PowerBI.



## **Simpro Data Backup**

Have a backup of all of your Simpro data should you decide to move to a different system or need it for ISO or other process management purposes.



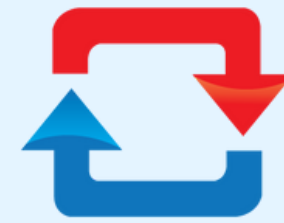
## **All of the Simpro DATA**

Simpro has a lot of your business data and we can help you access ALL of it in your favorited reporting engine. We can access all 510 + Data Tables from Simpro, which is more than the API or any other method.



## **Automated Report Generation**

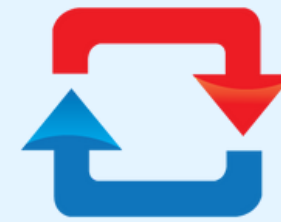
Simplify reporting with automated report generation. Schedule the creation and distribution of customised reports to stakeholders, ensuring everyone has access to the insights they need, when they need them.



Extracts Simpro Data into related SQL  
tables to build your own  
**Reports & Dashboards**







Security Certifications  
15 Minute setup  
Free Plan Available



Chat, Email, Phone Support  
Red Carpet Onboarding  
Account Managers



Built with security in mind.  
No network ports to open.  
Nothing to install.


Trusted by hundreds  
of customers  
worldwide.



[syncezy.com/case-studies](https://syncezy.com/case-studies)



# SIMPRO®



Power BI

Date Range

01-01-2020

31-12-2030

Stage

- ☐ Archived
- ☐ Complete
- ☐ Invoiced
- ☐ Pending

Employee

- ☐
- ☐
- ☐
- ☐

Location

- ☐
- ☐
- ☐
- ☐
- ☐
- ☐
- ☐

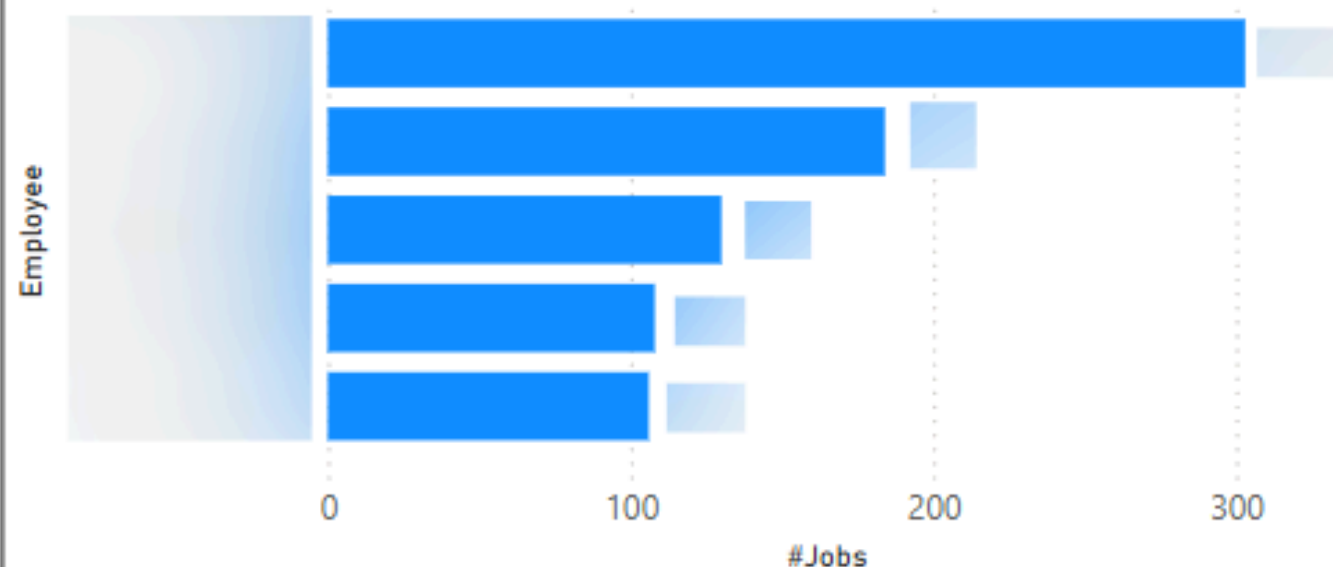
Total Invoices MTD

Total Invoices YTD

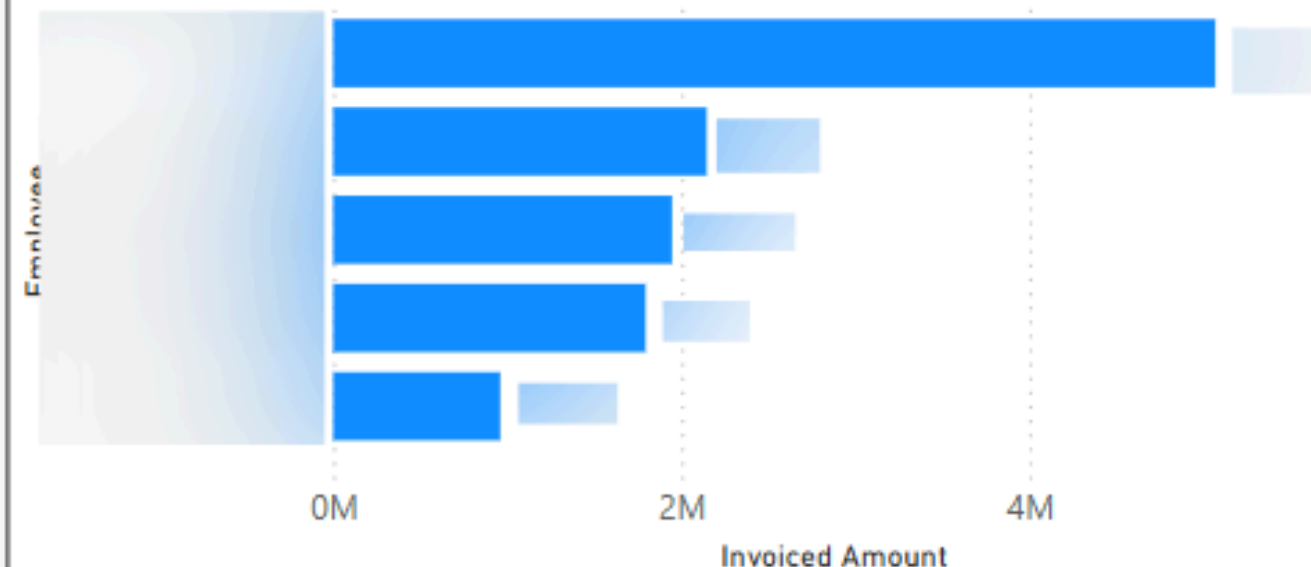
Curent Forecast MTD

Next month Forecast

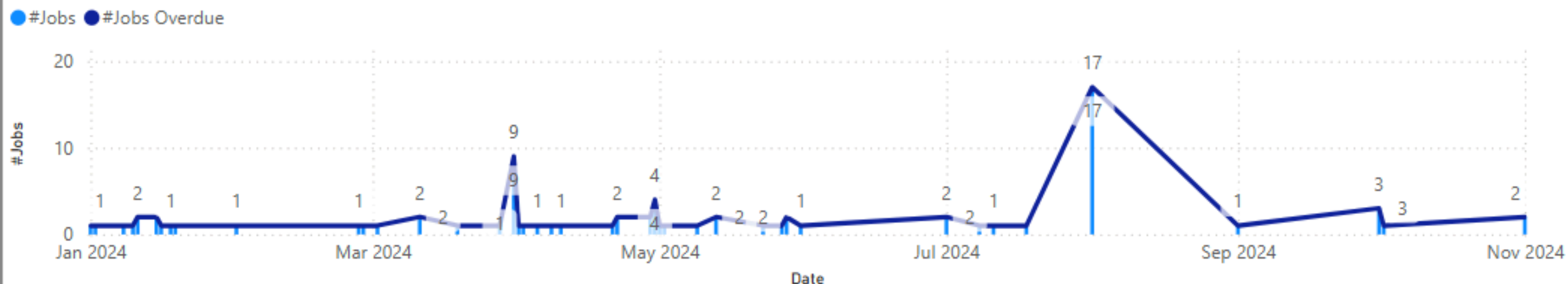
Top 5 Employees with Max Number of Jobs



Top 5 Employees with Max Invoices



Date wise Overdue Jobs and their Job Ids



SYNG EZY

Contact us

Login

Introduction

Operations Dashboard

Jobs

Net Profit

Cost Estimation Analysis

Assets Report

Employee Tree Map



Date Range

01-01-2020

31-12-2030

Stage

- ☐ Archived
- ☐ Complete
- ☐ Invoiced
- ☐ Pending

Employee

- ☐
- ☐
- ☐
- ☐

Location

- ☐
- ☐
- ☐
- ☐
- ☐
- ☐
- ☐
- ☐

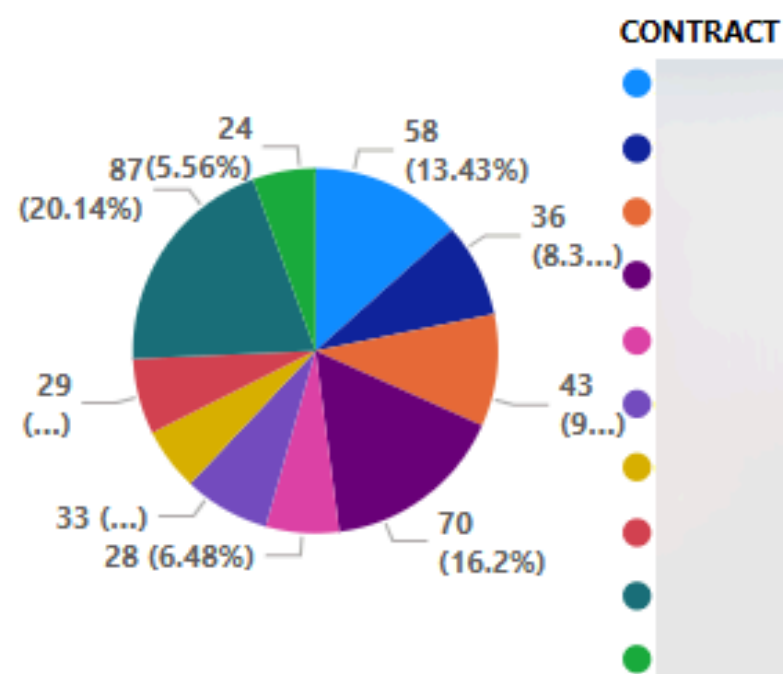
# Jobs

# Jobs Pending

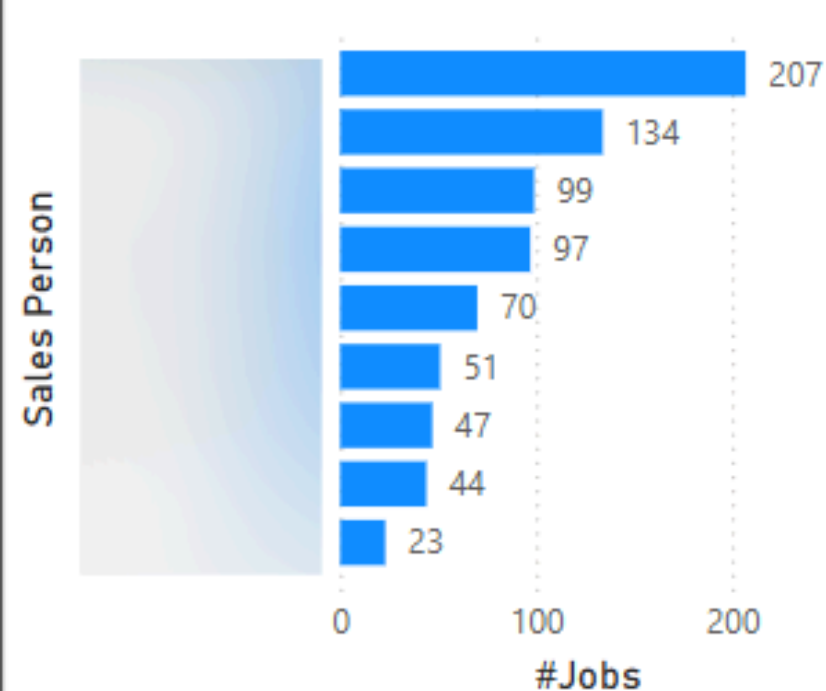
# Jobs Porigress

# Jobs Completed

#Jobs by CONTRACT



#Jobs and CONTRACT by Sales Person



Status

Invoices : Fully-paid

Invoices : Sent to Client

Invoices: Approved

Invoices: Invoiced

Job : Complete

Job : In Progress - Supply Only

Job : Needs Rebooking

Job : On Hold

Job in Progress (CW)

Job in Proqress (LD)

Total

# Jobs

Net PL MoM



SYNG EZY

Contact us

Log in

Introduction

Operations Dashboard

Jobs

Net Profit

Cost Estimation Analysis

Assets Report

Employee Tree Map



Date Range

01-01-2020

31-12-2030

Stage

- ☐ Archived
- ☐ Complete
- ☐ Invoiced
- ☐ Pending

Employee

- ☐
- ☐
- ☐
- ☐

Location

- ☐
- ☐
- ☐
- ☐
- ☐
- ☐
- ☐

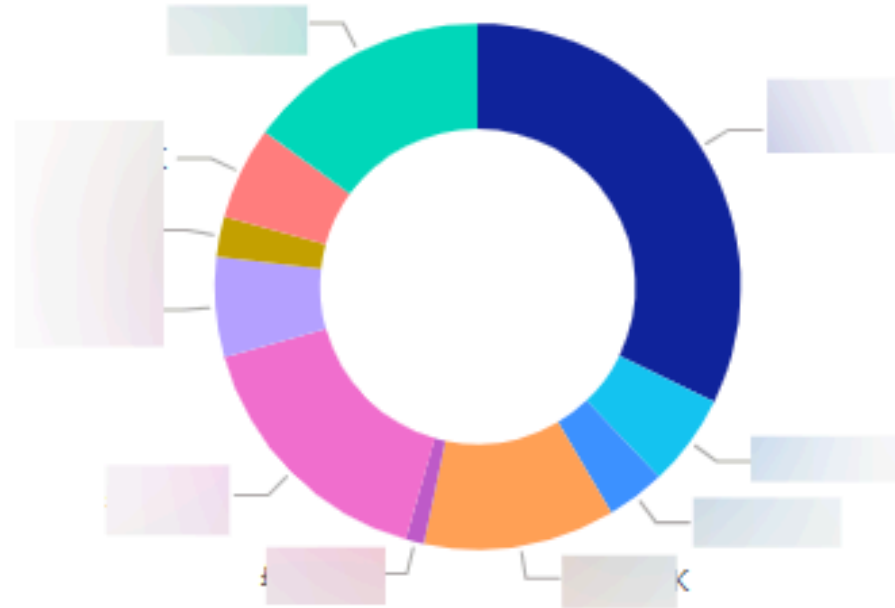
GROSS PROFIT

GROSS MARGIN

NETT MARGIN

NET MARGIN

est PROFIT and ACTUAL PROFIT by CONTRACT and SALES PERSON



CONTRACT



Status

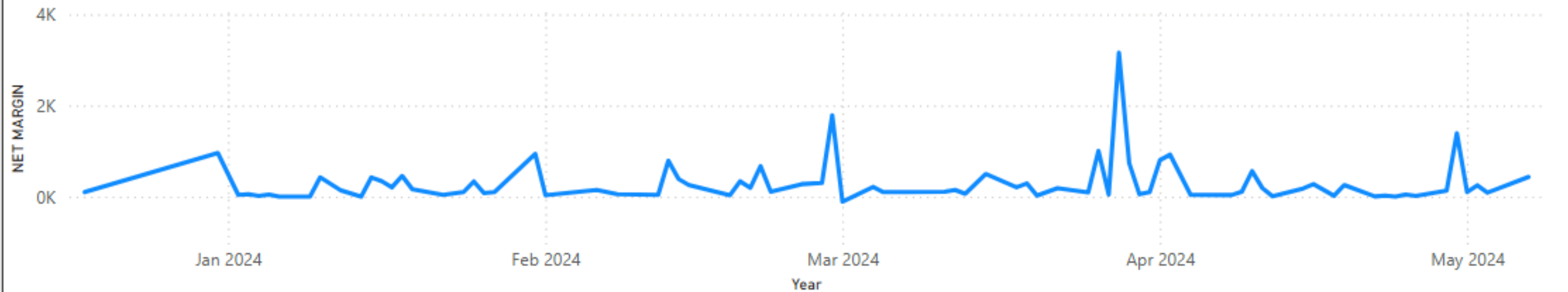
Quotes

Jobs

- Job : Complete
- Job : In Progress - Supply Only
- Job : Needs Rebooking
- Job : On Hold
- Job: Finance Complete
- Job: Stock
- Job: To be booked

Total

NET MARGIN and ACTUAL PROFIT by Year, Quarter, Month and Day



SYNGEZY

Contact us

Log in

Introduction

Operations Dashboard

Jobs

Net Profit

Cost Estimation Analysis

Assets Report

Employee Tree Map

+

Date Range

01-01-2020

31-12-2030

Stage

- ☐ Archived
- ☐ Complete
- ☐ Invoiced
- ☐ Pending

Employee

- ☐
- ☐
- ☐
- ☐
- ☐

Location

- ☐
- ☐
- ☐
- ☐
- ☐
- ☐
- ☐
- ☐

Actual Labour Cost

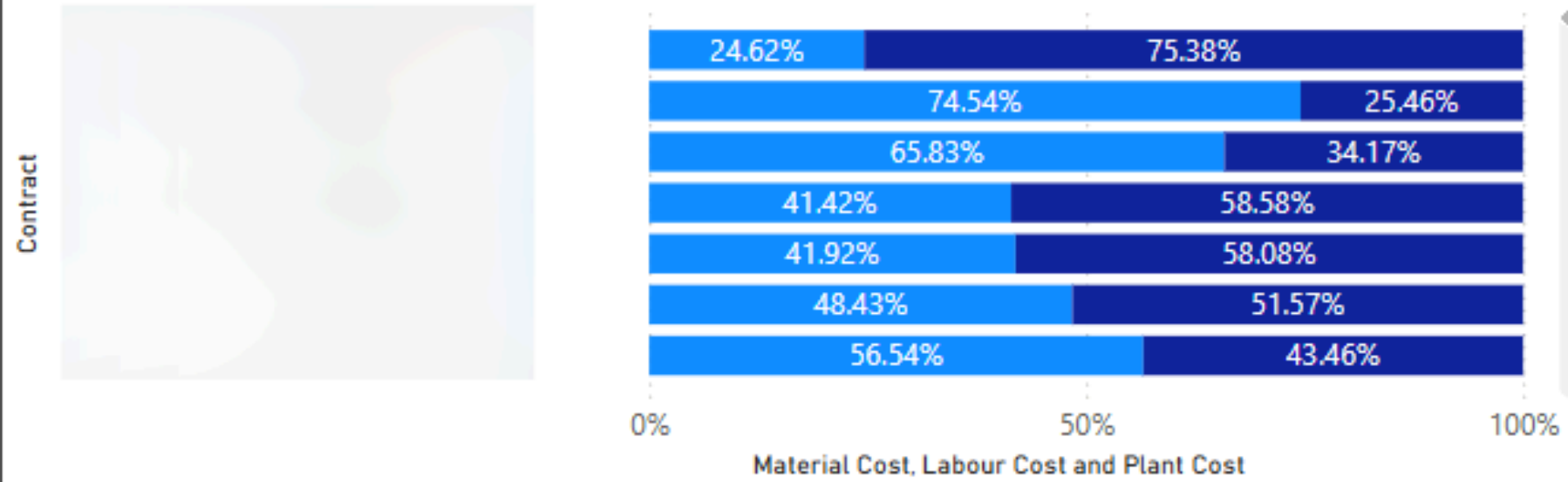
Actual Material Cost

Actual Overhead

Actual Material Markup

### Material Cost, Labour Cost and Plant Cost by Contract

Material Cost Labour Cost Plant Cost

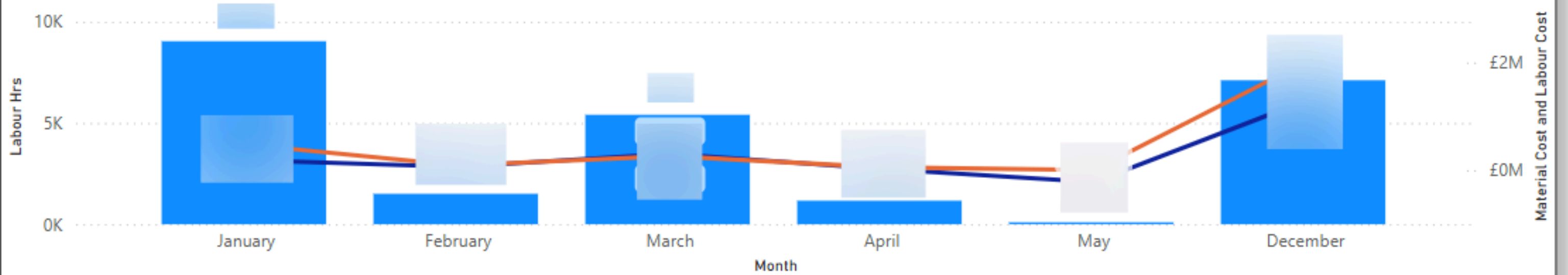


Job Id Act Nett PL Est Nett PL



### Labour Hrs, Material Cost and Labour Cost by Month

Labour Hrs Material Cost Labour Cost



SYNG EZY

Contact us

Log in

Introduction

Operations Dashboard

Jobs

Net Profit

Cost Estimation Analysis


Assets Report

Employee Tree Map

+



# SIMPRO®



Power BI