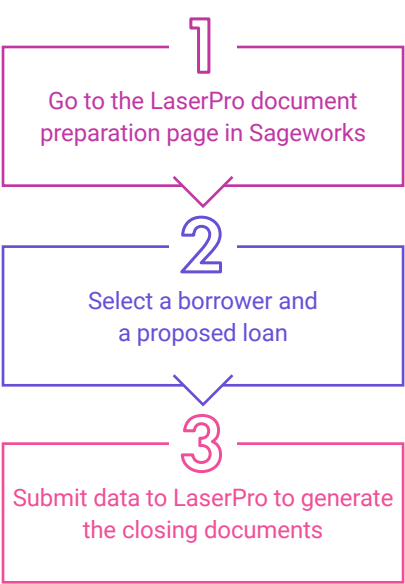


Factsheet

# Finastra’s LaserPro Cloud Connect API enables seamless integration with Sageworks by Abrigo

Providing credit analysts and loan servicing staff with the connectivity, efficiency, and compliance coverage they need.

How it works:



**Finastra’s LaserPro**  
in collaboration with Sageworks by Abrigo has created an Application Program Interface (API) integration that brings efficiency to users of both solutions. With this powerful interface, LaserPro, the industry leading, compliant document generation solution connects with Sageworks, Abrigo’s leading loan origination solution (LOS).

The LaserPro Cloud Connect API enables credit analysts and loan servicing staff to easily select information within Sageworks and transfer it to LaserPro to generate documents.

Requirements for integrations:

- Current customer of both Sageworks by Abrigo and LaserPro
- LaserPro Cloud Connect Credentials
- LaserPro version to 19.4 or above

Benefits of using the Cloud Connect API



**Save time**  
Quickly select the loan and details needed then send to LaserPro with one click



**Reduce manual work**  
No need to specify data mapping rules or manually export files



**Validate data**  
Sageworks validates data before sending it to LaserPro to ensure a successful transfer



**Includes hundreds of fields**  
There are over 250 different fields available including customers, collateral, and loan data. No limitation on borrowers or collateral



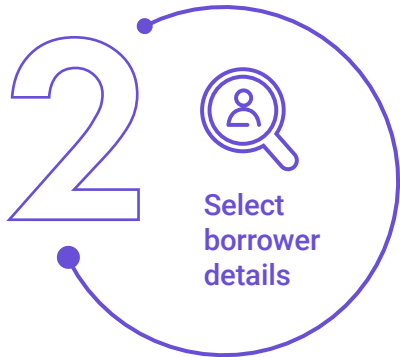
**Quick and easy setup**  
Integration setup can be completed in a couple of days and the intuitive loan data selection process creates efficiency gains

# LaserPro Cloud Connect in action

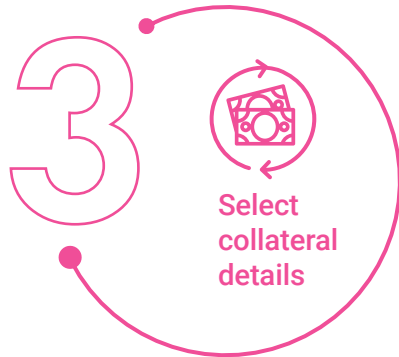
Only 3 simple steps are needed to send loan details to LaserPro from Sageworks by Abrigo.



In the new “Document Preparation with LaserPro” module in Sageworks, select the loan details. Required fields are clearly indicated.



Next, select the borrowers for the loan. Users can identify LaserPro role types and authorization synchronized from LaserPro. Users can move freely through the screens to check borrower and loan information before sending the loan to LaserPro.



Collateral is selected on the third page. Once all details are entered, select “Export to LaserPro,” to automatically send the transaction information to LaserPro. A confirmation message from LaserPro is sent to confirm the transfer was successful.

## About Finastra

Finastra is a global provider of financial software applications and marketplaces, and launched the leading open platform for innovation, FusionFabric.cloud, in 2017. It serves institutions of all sizes, providing award-winning solutions and services across Lending, Payments, Treasury & Capital Markets and Universal Banking (digital, retail and commercial banking) for banks to support direct banking relationships and grow through indirect channels, such as embedded finance and Banking as a Service. Its pioneering approach and commitment to open finance and collaboration is why it is trusted by ~8,600 institutions, including 90 of the world’s top 100 banks. For more information, [finastra.com](https://finastra.com)

© 2023 Finastra. All rights reserved.

## North American Headquarters

744 Primera Boulevard  
Suite 2000  
Lake Mary, FL 32746  
United States  
T: +1 800 989 9009