



INTEGRATION GUIDE: SmartRecruiters

Version 1.0 | 2022-01-17



Table of Contents

[INTEGRATION GUIDE: SmartRecruiters](#)

[INTEGRATION GUIDE: INTEGRATE RECRIGHT VIDEO INTERVIEWS WITH SMARTRECRUITERS](#)

[Recright](#)

[Integration Overview](#)

[Integration setup steps](#)

[Using the integration in SmartRecruiters](#)

[Point of contact](#)

Integration guide: integrate Recright video interviews with Smartrecruiters

This is a guide to integrate Recright Video Interviews with SmartRecruiters. The guide goes through the steps of activating the integration and describing the main workflow.

Recright

Recright is a modern recruitment tool with emphasis on video. In the context of this integration, we will only concentrate on the Recright Video Interview tool which allows the recruiter to ask candidates multiple questions, either as text questions or as prerecorded video questions. Candidates will answer the questions with video recordings of their own with personal computers or mobile devices. Candidates will receive a unique link to the pre-created set of questions (referred to as “video interviews”) and can answer on their own time. The answers can then be reviewed by the recruiter at their own convenience.

Integration Overview

The basis of the integration is using Recright video interviews as assessments in SmartRecruiters.

In SmartRecruiters, you can assign an assessment for a candidate in the candidate profile page. Once an assessment is assigned, the candidate will automatically be emailed with an invite to the Recright interview.

After the candidate submits the answers on the Recright platform, Recright will then update the assessment result with a completed status and a direct link to view the answers in Recright. This link will be accessible via the Assessments section on the candidate page. To access the answers, a Recright user account is needed.

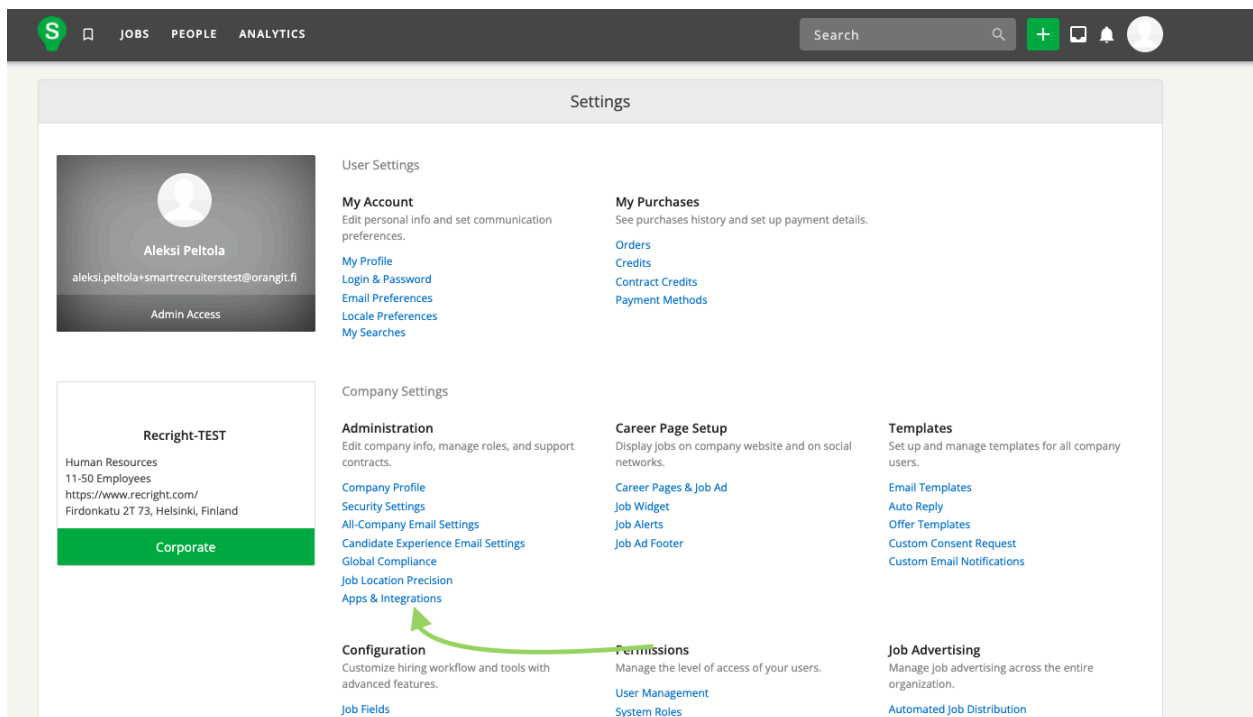
Integration setup steps

To enable the integration, please follow the following steps.

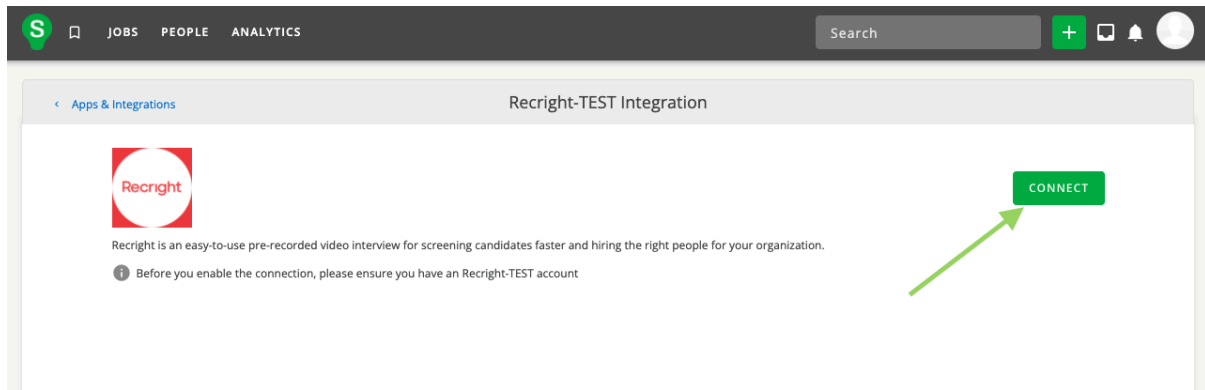
Prerequisites:

- You'll need a Recright account. If you don't already have one, [Get Started](#)
- Your Smartrecruiters user needs **Admin rights** to connect the integration
- You need an 'Integration Key' from Recright. Recright's contact person will provide you with this key when you agree to set up the integration.

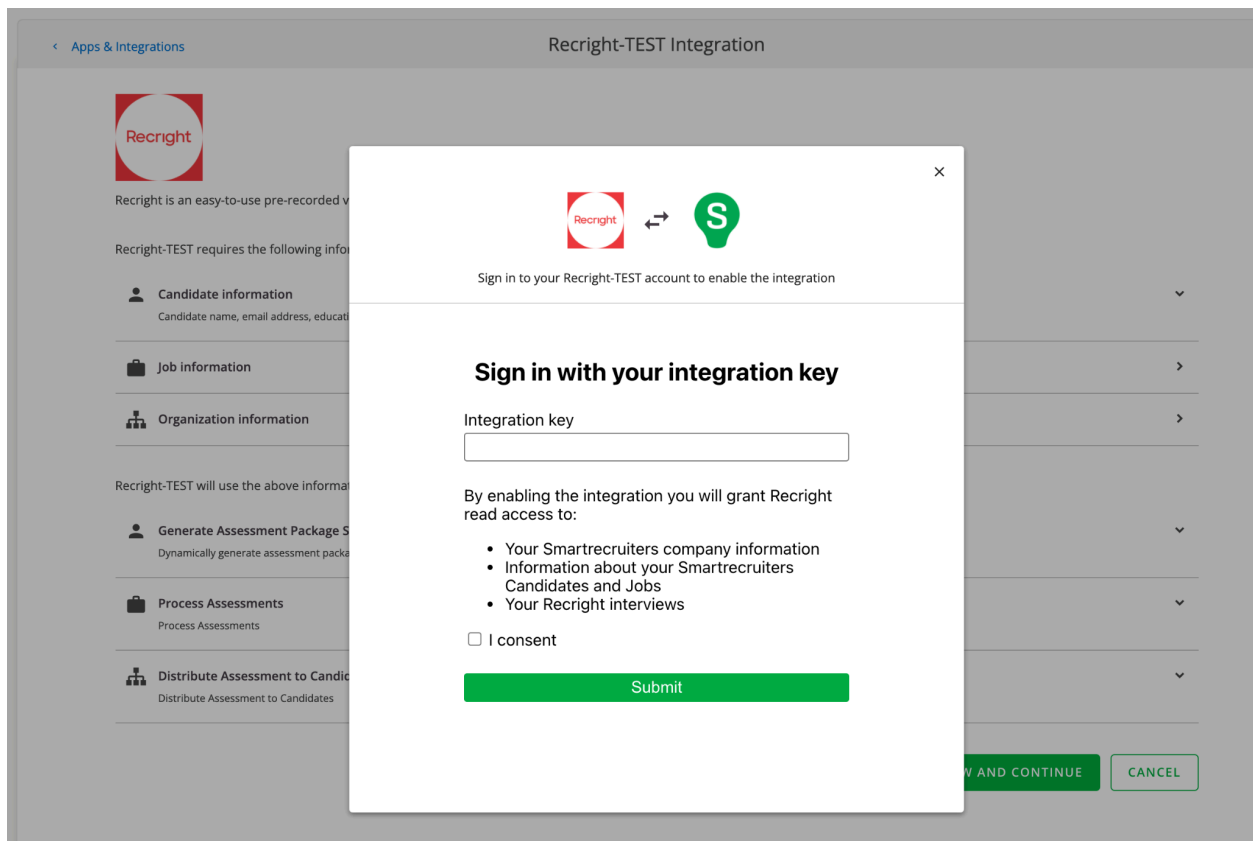
1. Go to Smartrecruiters settings page > select 'Apps & integrations'



2. Find **Recright** in the list and select it. Click 'Connect'

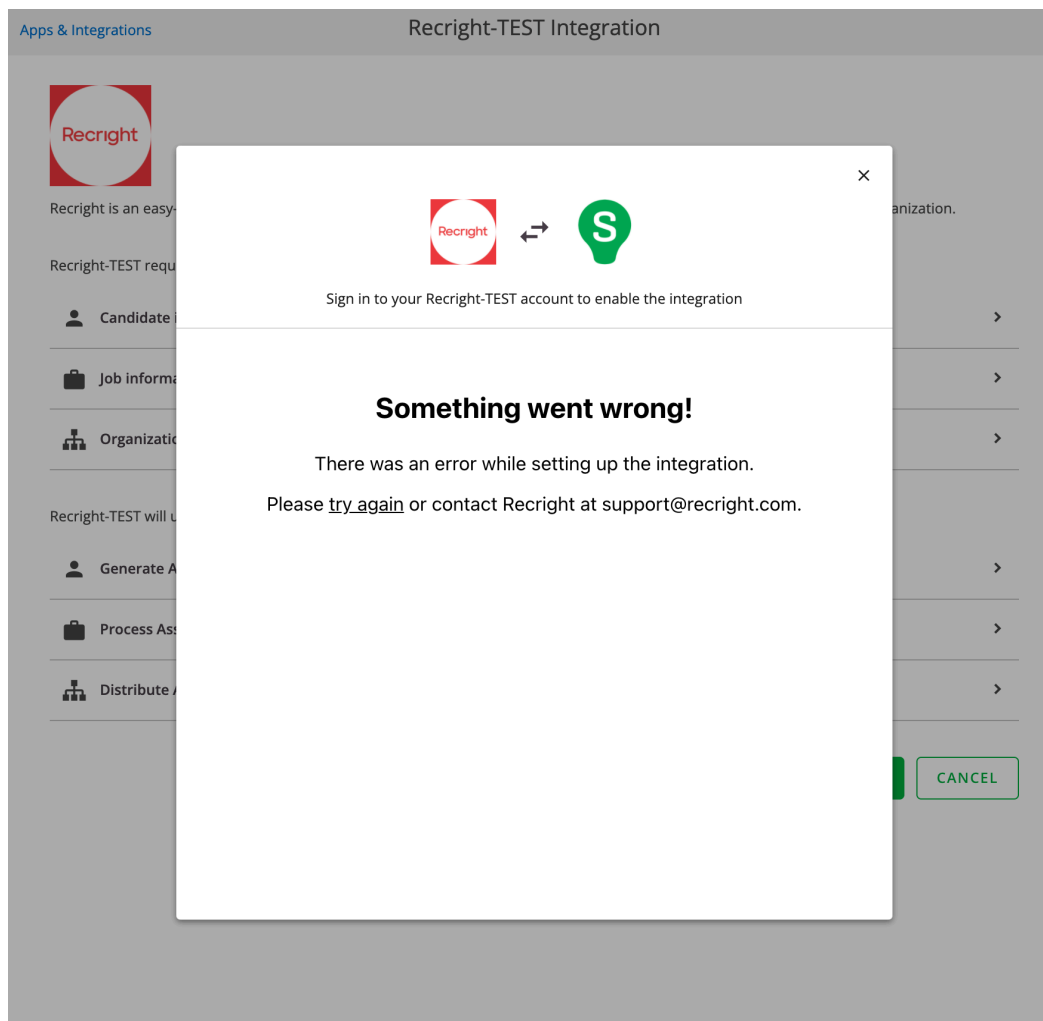


3. Review the permission related information and click 'Allow and continue'. This will open the following popup.

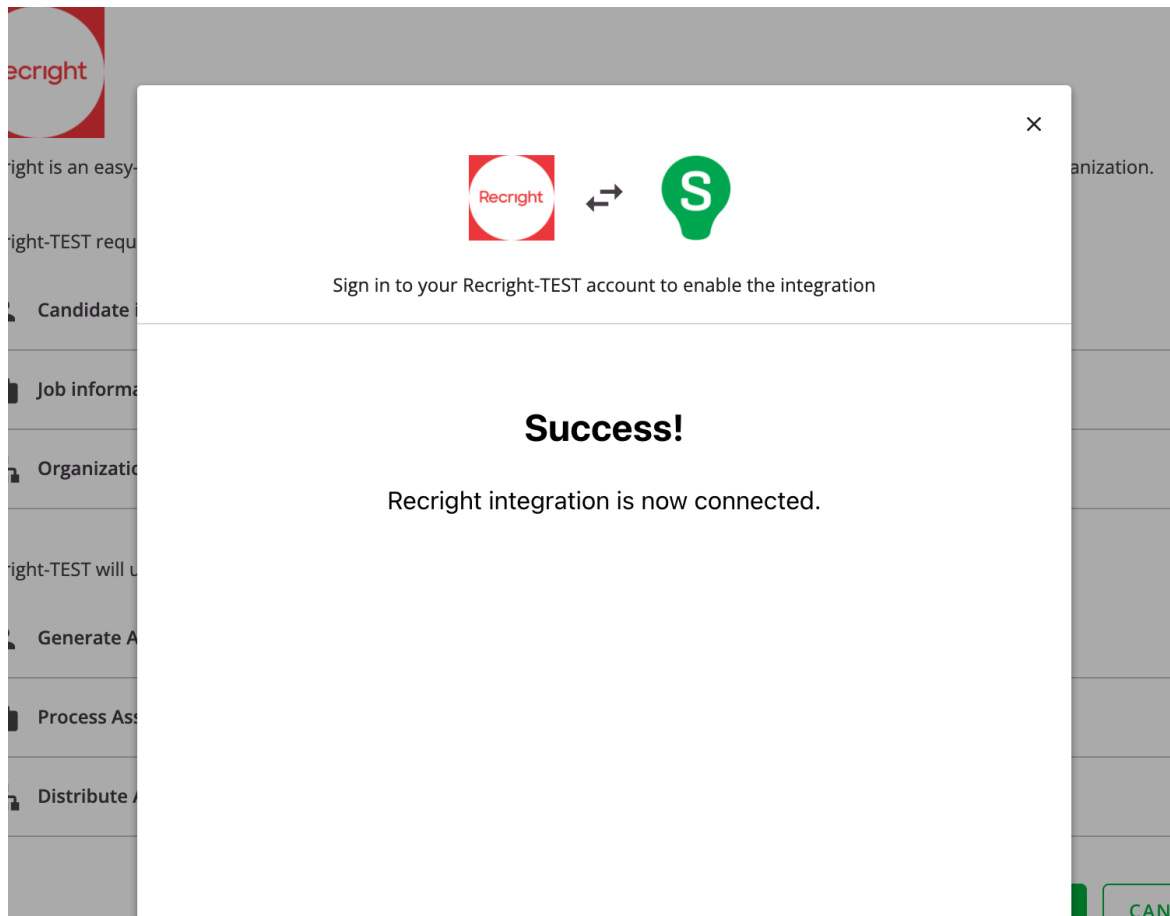


4. Fill the form with the Integration Key you received from Recright and consent to the terms by clicking 'I consent'. Finally click 'Submit'.

5. If you see this screen, something went wrong with the integration setup process. You should try again and make sure you fill the Integration Key correctly. If the error occurs again you should contact Recright at support@recright.com.



If everything works as expected, you should briefly see this screen and the popup should close automatically. The integration is now connected.

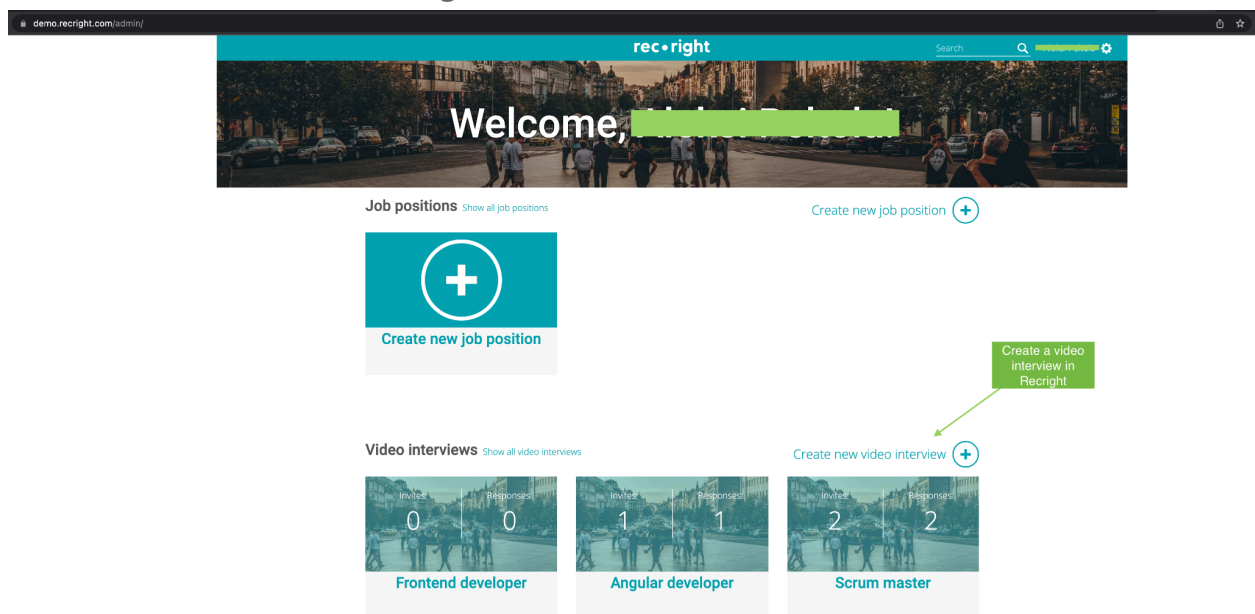


Using the integration in SmartRecruiters


When the integration is connected, your Recright video interviews can be assigned as assessments to your candidates in SmartRecruiters.

Start the process by creating a video interview in Recright. [Log in](#) to Recright by using your login credentials. Then click Create new interview and follow these instructions: [How to create your interview in Recright](#).

It is important to edit each interview's Team and add all the users who should have access to view responses to this interview. You can edit the team by selecting an interview > Edit > Edit interview > Edit users Editing recruitment team



In SmartRecruiters, create a job and add a candidate to it.


JOBS PEOPLE ANALYTICS

Frontend developer

Salomonkatu, 00100 Helsinki, Finland • REF13R • <https://smrtr.io/7F-y9>

Status: SOURCING • Public • Jan 10, 2022

ADVERTISE

SHARE

New

In-review

Interview

Offered

Hired

All active

1 Leads

Withdrawn

Rejected

PEOPLE

SOURCING

ACTIVITY

JOB AD

JOB DETAILS

HIRING PROCESS

Search

ADD CANDIDATE

Status

Filter more statuses

☐ Lead (1)
☐ New (0)
☐ In-Review (0)
☐ Interview (0)
☐ Offered (0)
☐ Hired (0)
☐ Rejected (0)
☐ Withdrawn (0)
☐ Transferred (0)

Show candidates

☐ Recently viewed
☐ Deferred
☐ Pending rejection message

Consent status

☐ Required
☐ Acquired
☐ Requested

Rating

☐ - ☐ 1 ☐ 2 ☐ 3 ☐ 4 ☐ 5

Location

Filter candidates' cities

☐ Not specified (1)

☐ Select all
Showing 1 of 1
Actions
Sort by: Added to Job

BC

Bob Candidate

Added to job: Jan 10, 2022

Lead

Status updated: Jan 10, 2022

From: AboutJobsSponsored

☆☆☆☆

Create a job in Smartrecruiters and add a candidate to it

Your Recright interviews can be found as Assessments in the candidate profile in the 'Preferred' tab.

The screenshot shows a candidate profile for 'Bob Candidate' with a modal window titled 'Assess Bob Candidate'. The modal contains a search bar, a dropdown for 'Partners: Recright-TEST', and a list of assessments. Each assessment entry includes the Recright logo, the role name, a description, and a checkbox. The background shows the candidate's profile details, including contact information and a 'BROWSE' button.

Assess Bob Candidate

Search Partners: Recright-TEST ▼

	Frontend developer Recright video interview: Frontend developer	<input type="checkbox"/>
	Angular developer Recright video interview: Angular developer	<input type="checkbox"/>
	superman Recright video interview: superman	<input type="checkbox"/>
	Scrum master Recright video interview: Scrum master	<input type="checkbox"/>
	React Developer Recright video interview: React Developer	<input type="checkbox"/>
	C++ Developer Recright video interview: C++ Developer	<input type="checkbox"/>
	Java Developer Recright video interview: Java Developer	<input type="checkbox"/>
	Node.js Developer Recright video interview: Node.js Developer	<input type="checkbox"/>
	Web Developer Recright video interview: Web Developer	<input type="checkbox"/>

CANCEL CONTINUE

2. The integration returns your Recright interviews as assessments

1. Browse assessments in candidate profile

Select the assessment you wish to order for this candidate. Once the interview is selected, a few things will happen:

- Recright will email the candidate with an invitation to the interview
- The assessment status in SmartRecruiters will be updated as 'in progress'

If you want to edit the default invitation email of Recright, log into Recright, select the right interview, click "Edit" -> "Edit invitation email" and do the desired changes to the email. We recommend that you save your edited email as a template. Please note that templates can currently only be saved per video interview / position. More instructions [here](#).

The screenshot displays the Recright interface for a candidate named Bob Candidate. The interface includes a header with navigation tabs (JOBS, PEOPLE, ANALYTICS), a search bar, and a candidate profile card. The profile card shows contact information and a message input field. Below the profile card are sections for Experience, Education, Attachments, Assessments, and Other applications. A green callout box highlights the 'Assessments' section, stating: 'After assessment selection, candidate will be emailed with a interview invitation by Recright. The integration updates assessment status as IN_PROGRESS'. An arrow points from this callout to the 'Frontend developer' assessment entry in the 'Assessments' section.

Bob Candidate

+358503552693
aleksi.peltola+sr8@orangit.fi

Edit contact info

Emails Reviews Interviews Notes Activity Forms More

Send Bob Candidate a message

There are no messages to or from Bob Candidate

Experience

No experience details for this candidate yet. [ADD](#)

Education

No education details for this candidate yet. [ADD EDUCATION](#)

Attachments [ADD](#)

Assessments [BROWSE](#)

PREFERRED **MARKETPLACE**

Frontend developer
Candidate status: invited

Other applications

All applications
View all past and previous applications at once

Once the candidate has completed their interview, the assessment status in SmartRecruiters is updated as 'completed'. Link to the completed interview is saved as an attachment to the assessment.

Point of contact

To get support, contact Recright at support@recright.com (FIN, EN, SWE)